
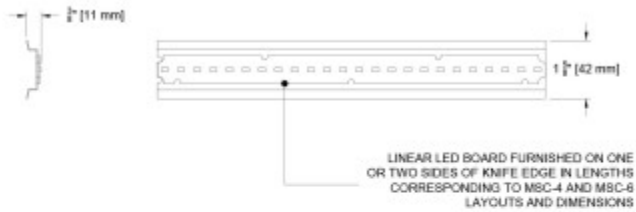


The Mosaic Family

Welcome to the Mosaic Family of linear configurable concealed track pockets and accent lights. The Mosaic Linear Indirect Cove can provide a soft, diffuse ambient light source for a space. It is more than a line in the ceiling. The illuminated cavity within the Mosaic pocket reveals a volume above the ceiling plane, activating and adding interest to a space. You have found the Mosaic Linear Indirect Cove, for installation in the Mosaic 4" and 6" aperture Mosaic Pocket. We hope that you enjoy the details.



11" Indirect Light Module



Summary Performance Chart- Values per Foot								
Source	F4				F6			
CCT	2700	3000	3500	4000	2700	3000	3500	4000
Delivered Lumens	675	703	724	731	1308	1363	1404	1418
System Watts	5	5	5	5	5	5	5	5
Fixture Efficacy (LPW)	135	141	145	146	131	136	140	142

Data based on raw board measurement at 3000K. Multipliers applied to other CCT's based upon board manufacturer's data.

PROJECT:

TYPE:

SPECIFIER:

DATE:

Key Points (MSC-CV)

Housing

- Linear LED strip light is mounted on aluminum heat sink.
- Furnished in lengths and configurations based upon layout and configuration of the 4" or 6" Mosaic Pocket. Linear LED strip light is concealed by Mosaic Pocket knife-edge.

Source / Optics

- Up to 1363 lm/ft available
-

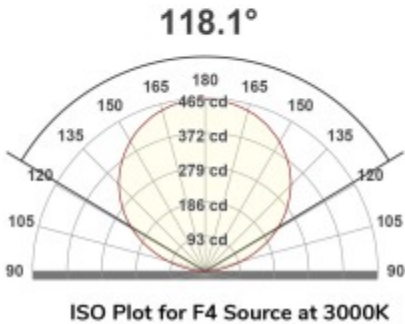
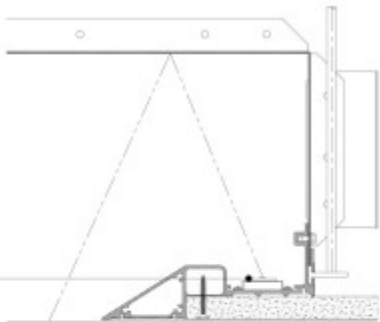
TITLE 24

Fixture supports CA Title 24 compliance meeting JA8 requirements.

- 90+ CRI and 50+ R9
- CCT offerings - 2700k, 3000k, 3500k and 4000k available

Driver And Control

- Universal 120 to 277v
- Flicker free to IEEE 1789-2015
- Phase, 0-10, DALI, Ecosystem or Wireless Control
- 1% dimming standard - 0.1% available



Ordering Codes

PROJECT:

SPECIFIER:

DATE:

TYPE:

QUANTITY:

Ordering Code Example: MSC-CV-K-F8-30-SY2

FIXTURE	LENGTH	SOURCE / WATTS	CCT	DRIVER / CONTROL
MSC-CV				
Mosaic Linear Indirect Cove	K Blank* * Lengths are determined by MSC-P4 and MSC-P6 configurations and layouts.	F4 5W 703Lm 90+CRI, 50+R9 values per foot F8 10W 1363Lm 90+CRI, 50+R9 values per foot	27 2700K 30 3000K 35 3500K 40 4000K	<div><div>SY1 0-10 1.0%, UNV (120-277V) linear</div><div>SY2 0-10 1.0%, UNV (120-277V) log</div><div>EldoLED</div><div>E1 0-10 0.1%, UNV (120-277V) log</div><div>E2 DALI-2 0.1%, UNV (120-277V) log</div><div>E3 0-10 0.1%, UNV (120-277V) linear</div><div>Consult factory for Lutron Drivers.</div></div>

Color Data

All data below are delivered lumens. Color and flux information based on goniometer measurements of production representative product. All values can vary +/- 10% from LED manufacturer data range as listed on their datasheet.

F4 and F8 Linear Board

- <3 MacAdam Ellipse (<3 SDCM)
- 90+ CRI and RF
- 50+R9, Hue Bin 1 and 16

